



Jonesboro Public Schools

Annual Report to the Public 2023-2024

Dr. Kim Wilbanks, Superintendent



Jonesboro Public Schools

Mission

Excellence is our standard... not our goal... for all students.

Vision

Jonesboro Public Schools is committed to setting the standard for excellence, leadership, and innovation while providing opportunities that develop future-focused students.

VALUES

Relationships

Foster positive interactions which build trust by caring for, valuing, and respecting each individual.

Collaboration

Giving everyone a voice through collective responsibility.

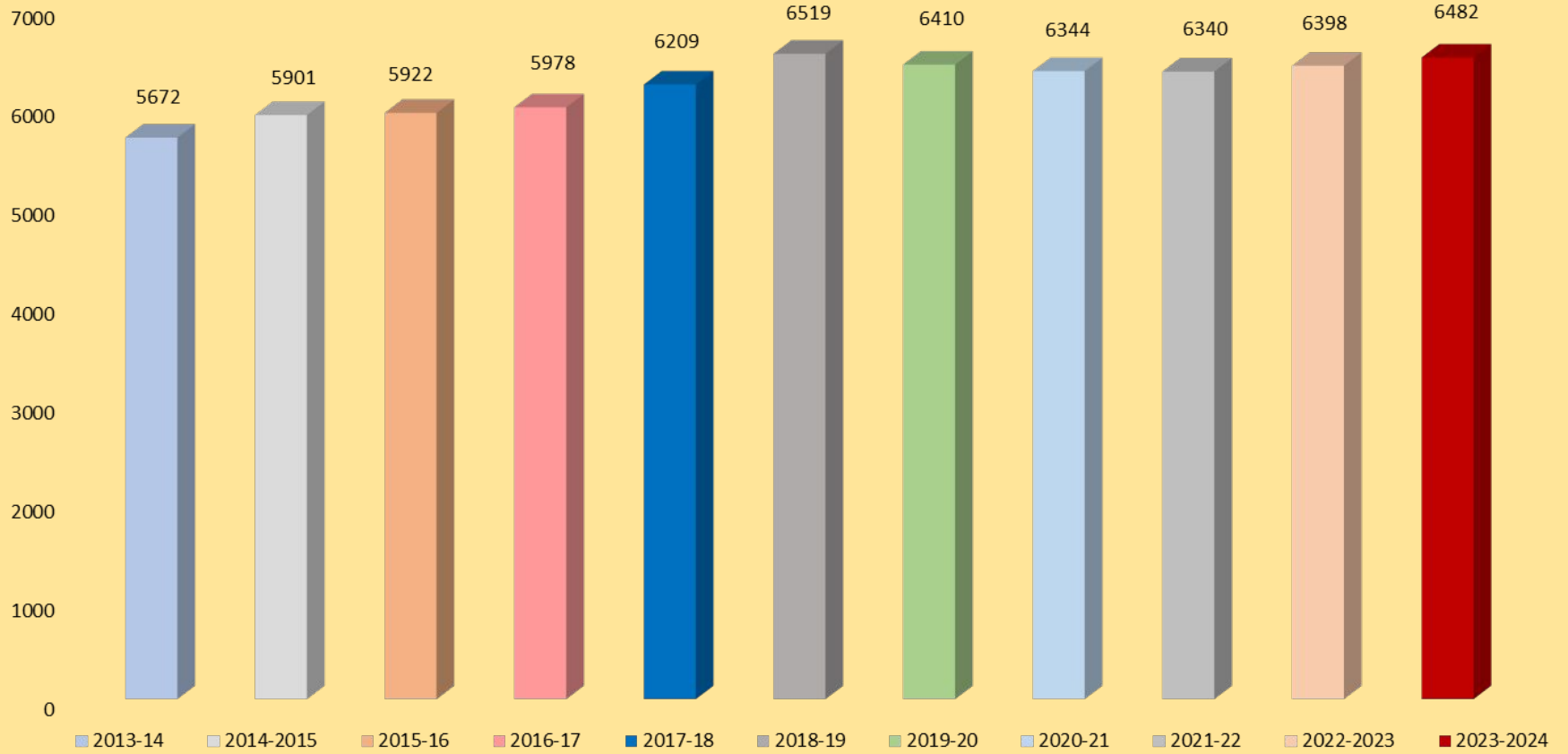
Excellence


Always striving to be better by demanding high expectations.

Innovation

Continually seeking new ways to achieve excellence.

Enrollment





JPS Pre K – 6 Campuses

**Jonesboro
Pre-K Center**



**Jonesboro
Pre-K Center North**



**Jonesboro Kindergarten
Center**



**International
Studies Magnet**



**Math & Science
Magnet**



**Health, Wellness &
Environmental Studies Magnet**



**Leadership
Magnet**



**Visual & Performing Arts
Magnet**



JPS Junior High Schools, The Academies at JHS, SUCCESS & NEACTC



**Annie Camp
Junior High**



**Douglas MacArthur
Junior High**



**The Academies at
Jonesboro High School**




**SUCCESS
Achievement Academy**



**Northeast Arkansas
Career & Technical Center**






JPS Fast Facts

- 6480 Students K – 12
- 318 Pre-K Students
- 887 Northeast Arkansas Career and Technical Center Students
- 13 School Campuses
- 815 Employees
 - 523 Licensed
 - 292 Classified
- 77 total buses, running 165 routes daily, transporting 3063 students





Summary of Elementary ESSA Index Scores

Strengths:


- Three schools improved their ESSA Index Score, with Leadership Magnet School moving a letter grade.
- Three of the five magnet schools improved weighted achievement levels for “all” students.
- All five magnet schools improved their overall growth score with three schools exceeding the state average in growth.
- Four of the five magnet schools demonstrated increases in Weighted Achievement and growth with their special education students.

Focus Areas:

- Three of the five schools had lower scores in Student Engagement (attendance).
- Four of the five schools are below the state average in Weighted Achievement.

Next Steps:

- Continue to promote attendance with home visits, parent phone calls, improving student engagement in schools, and celebrations
- Continue to implement high quality instructional materials, support teachers with instructional practices, and use data to drive instruction



Summary of Secondary ESSA Index Scores

Strengths:


- Student Engagement (attendance) increased at all three campuses.
- The overall SQSS (School Quality and Student Success) score improved at all secondary campuses.
- Two of the three campuses had improved Weighted Achievement scores.
- Two of the three campuses had improved Value-Added Growth scores.

Focus Areas:

- All secondary schools scored below the state average in Weighted Achievement.
- All secondary schools saw a decline in growth with their English Language Learner students.
- Two of the three schools saw a decline in growth with Students with Disabilities

Next Steps:

- Continue to implement high quality instructional materials, support teachers with instructional practices, and use data to drive instruction
- Continue to utilize TNTP to support instruction in special education classrooms
- Create a system of support for English Language Learners in which placement is appropriate and data is analyzed to make instructional decisions



Jonesboro Public Schools

- District and building teams have developed plans to support student learning. These plans include a Ready for Learning Plan, District Literacy Plan, and School Improvement Plans. These plans are reviewed multiple times throughout the year based on student data. They may be accessed under the *State Required Information* page on the district website.
- Professional Learning Communities (PLCs), including Response to Intervention teams, focus on data analysis and progress monitoring to improve individual student performance. Targeted interventions will occur to address the impact on learning loss due to the pandemic.
- Instructional Facilitators are utilized to support literacy instruction, math instruction, and integration of technology.
- Professional development is planned based on professional growth plans, building initiatives, and areas of concern identified through a needs assessment process.
- A Continuum of individualized instruction and student choice is evident from Pre-K through the Academies at Jonesboro High School.


Jonesboro Public Schools



Gifted/AP Program

Number of Identified Gifted/Talented Students	888
Number of Students Taking AP Courses	537
Number of AP Exams Administered	939
Number of Students Scoring 3, 4 and 5	194
Number of Exams with a 3, 4 or 5	242
Number of Students Identified as AP Scholars	48
Number of AP Subjects Offered	22
ACT Average Score	18.8

JPS Facilities Projects



< JHS Biology Wing

Cost: \$1,649,365.98

Opened: 8/2023



< Secure Entryways for Visual and Performing Arts Magnet, Health, Wellness and Environmental Studies Magnet and Math and Science Magnet

VPA Cost: \$401,956.00

HWES Cost: \$260,317.00

M/S Cost: \$198,568.00


Opened 8/2023

JPS Teaching Staff



- Percent with Bachelor's Degree – 44%
- Percent with Master's Degree – 41%
- Percent with Advanced Degree – 15%
- Nationally Board Certified Teachers – 7%


JHS Academics



- JHS Class of 2023 had 126 Honor Graduates.
- JHS Class of 2023 had 69 Arkansas Scholars.
- JHS had 537 AP Students
- JHS had 48 AP Scholars
- JHS Class of 2023 had 61 students with a 4.0 or above grade average
- 26 Students with 30+ ACT
- JHS had 2 students that were selected as National Merit Finalists.
- JHS had 12 students accepted to Boys and Girls State this past summer.
- JHS had 6 students attended Arkansas Governor's School
- All JPS Schools have full accreditation by Arkansas.
- JHS had 18 Concurrent credit courses available through ASU on the JHS campus



Beyond the Classroom



Art

2023 Annual Inspire Student Show: 10 JHS works accepted, including 3rd place overall winner

2023 Mid South Scholastic Awards: 5 Gold Keys, 7 Silver Keys, 18 Honorable Mention

2023 Annual Art Show was hosted at the Windgate Art Center highlighting over 100 works from JHS Students

2023 Congressional Art Show TBA

1st Annual AP Art Show at the Recovery Room

Band

A-State Open - Most Entertaining Band

ASBOA All-Region Jazz 22 Positions and 8 First Chairs

ASBOA All-Region Band 66 Positions and 11 First Chairs

Arkansas All-State 30 Positions and 2 First Chairs

ASBOA State Concert Contest - Reserve Honor Ensemble 7A (2nd Place)

Choir

28 All-Region Choir Members

10 Arkansas All-State Choir Members

Drama

Nominated for Large Ensemble Cast in Orpheum High School Music Awards

4 All State Cast members from our One Act, ***Our Place***

1 All State Crew

5 Excellent Solo Musical

1 Superior Solo Musical

1 Excellent Duet Musical

1 Honor Thespian

1 Superior Tech Team

JPS Athletics

2022-2023



Boys Tennis 6A Conference Champions

Ethan Richardson Conference Singles Champions

Gibson/ Fowler Doubles Champions

6 A Central Jason Morgan Coach of the Year

Jason Morgan All Arkansas Preps Coach of the Year

Boys Basketball 6A Central Conference Champs

Boys Basketball 6A State Champs

Ranked #1 by AR Preps, AR Media, SB Live, and MaxPreps

Ranked #32 nationally by MaxPreps


Deion Buford named Player of the Year by ArBCA and SB Live.

Also named Co-Player of the Year by Best Under the Sun

JHS first girl state wrestling champion - Aniyah Dinwiddie

Dance Team All Academic State Champions

The Academies at JHS Class of 2023




*The JHS Class of 2023 was offered over \$7,000,000.00
in scholarships from over 40 colleges & universities!*

JHS Class of 2023 graduation:


<https://www.youtube.com/watch?v=akqd15jPqAg>



Jonesboro Board of Education



Board Member	Term Expires	Training Hours as of Dec. 2022
Mr. Chris Harrell, President	2024	38.00
Dr. Charles Coleman, Vice Pres.	2027	47.00
Mr. Joe Sheppard, Secretary	2026	93.00
Mr. Justin Parkey	2026	15.00
Mr. Bryce Cook	2025	6.00
Mr. Tim Stewart, Disbursing Officer	2027	35.25
Ms. Ashleigh Givens	2023	23.00



Federal Funds 2023-2024

FUND	BUDGET	
Title I - Low Income Students	Allocation:	\$3,994,018.72
	Carryover:	\$586,043.63
Title II - Improvement of Instruction	Allocation:	\$404,575.86
	<small>Transferred to Title I</small>	
Title III - English Language Learners	Allocation:	\$62,966.19
	Carryover:	\$49,382.06
Title IV - Student Support and Academic Enrichment	Allocation:	\$312,579.19
	<small>Transferred to Title I</small>	

ESSER

Elementary and Secondary School Emergency Relief (Funds)



ESSER II- \$1,644,514.39

Remaining for 2023-2024 - Expires Dec 2023

- HVAC - Annie Camp Jr. High
- Curriculum Materials


ARP ESSER- \$7,501,495.00

Remaining for 2023-2024 - Expires Dec 2024


- Literacy, Math, Science, History Curriculum Materials
- Supplemental Curriculum Materials
- Support Staff and Materials to Address Learning Gaps
- After-School Enrichment Programs
- Facilities Improvements

Expenditure by Fund Source

2022-2023




Operating	\$47,323,318	42%
State & Local	13,431,635	12%
Building	20,372,374	18%
Debt Service	2,313,828	2%
Federal	18,939,709	17%
Food Service	6,130,025	5%
SUCCESS	1,773,970	1.5%
Juvenile Detention Center	514,354	.5%
NEA Career & Technical Center	<u>2,000,371</u>	<u>2%</u>
TOTAL	\$112,799,584	100%



Budget by Fund Source

2023-2024

Operating	\$50,195,878	45%
State & Local	13,051,959	12%
Building	12,353,196	11%
Debt Service	2,880,379	3%
Federal	20,238,170	18%
Food Service	7,121,475	6%
SUCCESS	2,660,263	2%
Juvenile Detention Center	573,548	1%
NEA Career & Technical Center	<u>1,829,946</u>	<u>2%</u>
TOTAL	\$110,904,814	100%



General Fund by Objective 2023-2024

Salaries/Benefits	\$43,020,151	85.7%
Purchased Services	3,486,972	6.94%
Supplies	3,510,316	7%
Equipment	103,489	.21%
Dues & Fees	<u>74,950</u>	<u>.15%</u>
TOTAL	50,195,878	100%

THANK YOU FOR VOTING FOR JONESBORO PUBLIC SCHOOLS!

- BEST ADMINISTRATOR - DR. KIM WILBANKS
- BEST COACH - COACH WES SWIFT
- BEST TEACHER - KAREN LECLAIR, JHS
- BEST PUBLIC SCHOOLS - 12 YEARS IN A ROW!



Follow Us!

JONESBOROSCHOOLS.NET



“Excellence is our Standard,
not our Goal, for All Students.”